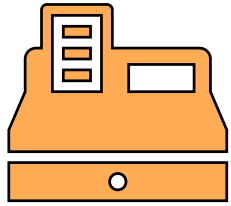




FINANCIAL HIGHLIGHTS

Third Quarter Ended December 29, 2024



Product Sales

\$142.9M

1.0% *Prior Year Variance*



1.9M

Transactions

\$46.32


Average Ticket Size



Gross Profit

\$76.2M

1.1% *Prior Year Variance*



Net Income

\$52.9M

(4.3%) *Prior Year Variance*

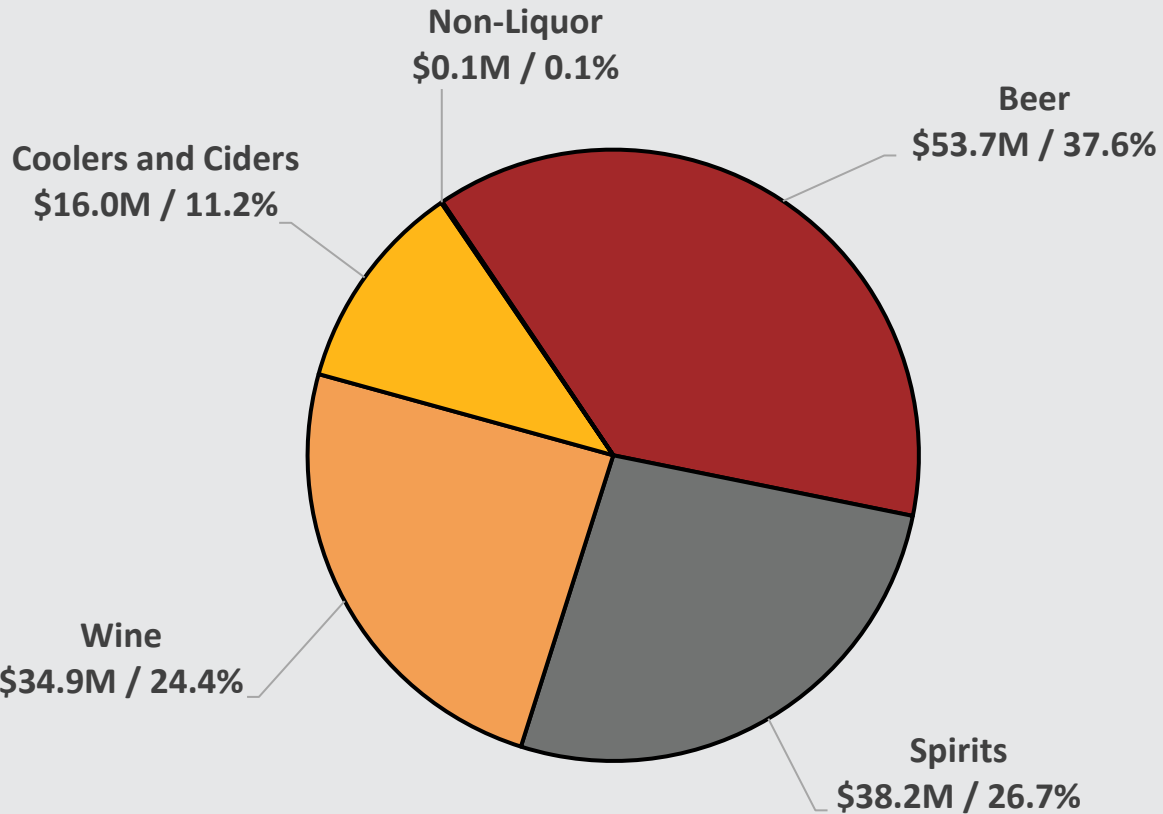
Gross profit does not account for expenses beyond the cost of goods sold; while net income accounts for all expenses incurred, such as salaries, depreciation, and rent.



PRODUCT SALES

Third Quarter Ended December 29, 2024

Sales by Product



Sales by Channel

